

AUTOMOTIVE

LARZEP offers a wide range of jacks and automotive products including:

Bottle jacks, High lift transmission jacks, Trolley jacks, Portable cranes, Hydraulic tables, Air service jacks, High tonnage air service jacks, Pipe benders, Presses and Maintenance units.

- ✓ Bottle jacks from 2 to 50 Tn. Also available telescopic jacks.
- ✓ High lift transmission jacks have 4 wheels for easy manoeuvrability.
The adaptable head allows a variety of jobs to be undertaken safely.
- ✓ Trolley jacks have a precise control during lifting or lowering operations.
- ✓ Portable cranes with an extendable jib to increase reach and with polyamide wheels and swivel rear castor for easy movement.
- ✓ Lifting tables can be blocked at different heights with safety pins.
- ✓ Three telescopic air service jacks available as standard. Easy to operate, with the control located at the end of the handle and with three-position handle to place the jack under the load safely.
- ✓ High tonnage air service jacks from 30 to 150 Tn with one, two or three stages. Easy to operate, with the control located at the end of the handle and with three-position handle to place the jack under the load safely.
- ✓ Pipe benders suitable for carrying out operations with plumbing pipes from 1/2" to 3".
Built-in pump as standard.
- ✓ Presses from 10 to 250 Tn with strong bench mount frame (EC models 10 and 20 Tn) or floor mounted H frame. Available with electric, air hydraulic or hand pump.
- ✓ Maintenance unit designed for operations such as pushing, separating, joining, lifting, compressing, stretching and fixing.




AUTOMOTIVE



Models	Tool type	Capacity Tn		Page
A - AB	Bottle Jacks	2-50		158
AF	High Lift Transmission Jacks	0,3-1,5		160
B	Trolley Jacks	2-20		161
DLR	Portable Cranes	0,65-2,0		162
F	Lifting Tables	0,65-2,5		163
HN	Air Service Jacks	30-80		164
HL	High Tonnage Air Service Jacks	60-150		166
VA- VB	Pipe Benders	1/2-3 inch		168
EC-EE-EM-EZ	Presses	10-250		169
CA	Maintenance Set	10		172

BOTTLE JACKS

- ✓ From 2 to 50 Tn.
- ✓ Up to 30 Tn 'A' Models are single stage with screw extension.
- ✓ 'AB' versions are telescopic with two hydraulic extensions.
- ✓ All models include safety relief valve.
- ✓ Supplied with zinc plated handle and individual cardboard box.
- ✓ Bottle jacks will operate horizontally, provided that the pump element is at the lowest point.





Bottle jack with lock nut



50 Tn, 2 speed, long stroke bottle jack

BOTTLE JACKS



Type **A-AB**

Capacity **2 - 50 Tn**

Max. pressure **700 bar**



Larzep designs and manufactures special bottle jacks upon request.

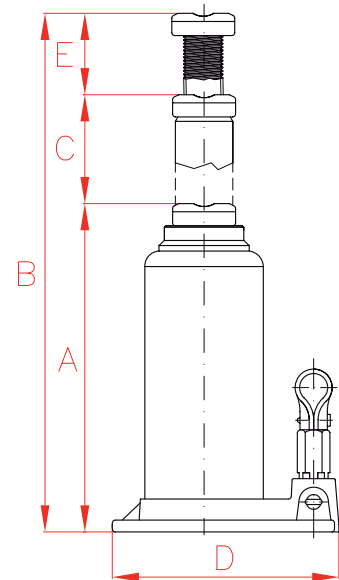
BOTTLE JACKS - A

Capacity	Model	A	B	C	D	Screw E	Weight
Tn	LARZEP	mm	mm	mm	mm	mm	kg
2	A10210	168	338	105	118x75	65	3,6
3	A10310	168	338	105	118x75	65	3,7
5	A10515	212	437	150	125x75	75	4,5
8	A10815	219	444	150	145x90	75	6,2
10	A11015	219	444	150	145x90	75	6,4
15	A11515	228	453	150	165x110	75	8,8
20	A12015	234	459	150	173x122	75	10,6
30	A13015	242	467	150	196x142	75	15,5
50	A25014	216	361	145	180x190	-	19,9

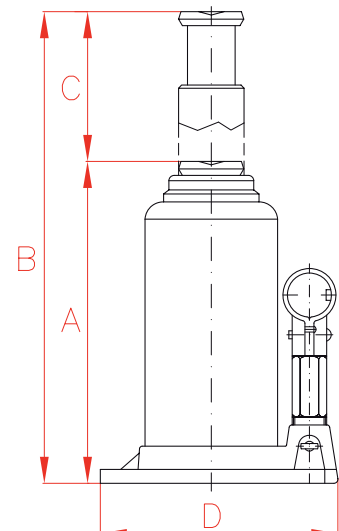
TELESCOPIC BOTTLE JACKS - AB

Capacity	Model	A	B	C	D	Weight
Tn	LARZEP	mm	mm	mm	mm	kg
5	AB10530	215	515	300	110 x 165	8,5
12	AB11232	245	571	326	144 x 196	15,5

A



AB



HIGH LIFT TRANSMISSION JACKS



Type

AF

Capacity

300 - 1.500 kg

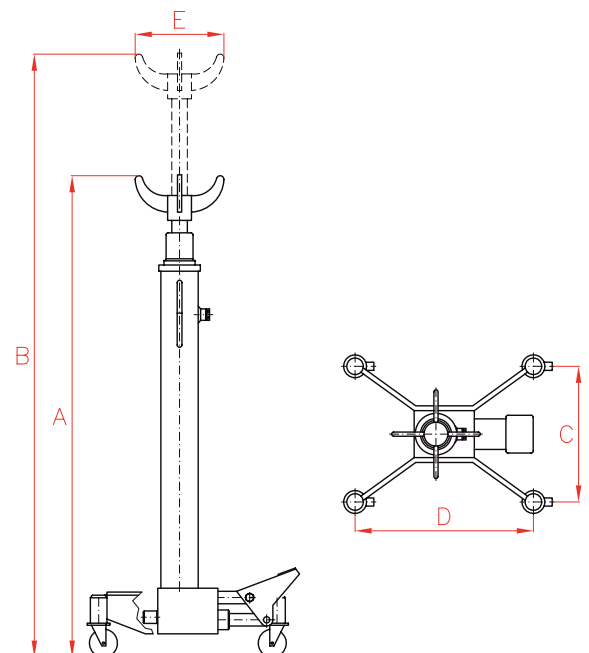
Max. pressure

700 bar

HIGH LIFT TRANSMISSION JACKS



- ✓ From 300 to 1.500 kg lifting capacity.
- ✓ Hand operated release valve. Dead Man system.
- ✓ 4 swivel castor wheels for easy manoeuvrability.
- ✓ Foot operated pump keeps hands free.
- ✓ Packed in strong cardboard box.
- ✓ An adaptable head allows a variety of jobs to be undertaken safely.



Capacity	Model	A	B	C	D	E	Weight
kg	LARZEP	mm	mm	mm	mm	mm	kg
300	AF30085	1.200	1.990	610	610	320	22
750	AF75082	1.170	1.930	720	720	320	30
1.200	AF120082	1.170	1.925	720	720	320	32
1.500	AF150080	1.150	1.930	550	610	380	60

AF - B AUTOMOTIVE



Always read the safety instructions.

TROLLEY JACKS

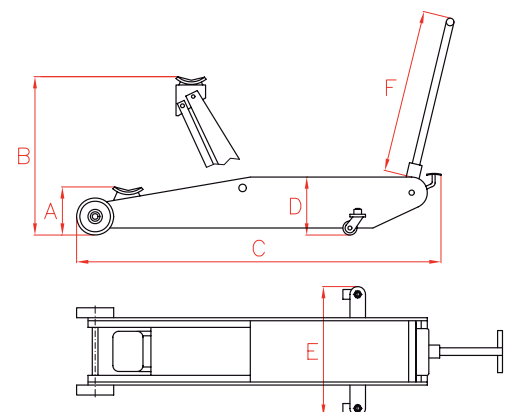
TROLLEY JACKS



Type	B
Capacity	2 - 20 Tn
Max. pressure	700 bar

- ✓ From 2 to 20 Tn.
- ✓ Two wide wheels to support the load and swivel castor wheels for easy manoeuvrability.
- ✓ Handle features integral safety release mechanism to prevent accidental release.
- ✓ Safe and precise control during lifting or lowering operations.
- ✓ Foot pedal to provide quick approach.
- ✓ Safety valve to prevent accidental overpressure.
- ✓ End of stroke limiting valve.

Capacity	Stroke	Model	A	B	C	D	E	F	Weight
Tn	mm	LARZEP	mm	mm	mm	mm	mm	mm	kg
2	380	B02038	90	470	905	135	270	870	30
3	380	B03038	90	470	905	135	270	870	34
7	410	B06041	170	580	1.310	220	414	965	81
10	435	B10043	170	605	1.600	270	414	995	121
15	405	B15041	195	600	1.750	265	375	1.105	145
20	415	B20041	200	615	1.777	310	415	1.122	235



PORTABLE CRANES



Type

DLR

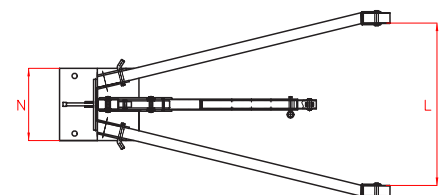
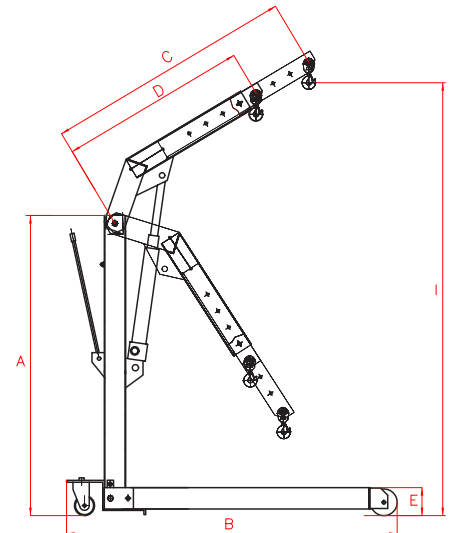
Capacity **650 - 2.000 kg**

Max. pressure **700 bar**

PORTABLE CRANES



- ✓ From 650 to 2.000 kg lifting capacity.
- ✓ Polyamide wheels and swivel rear castor for easy movement.
- ✓ Exceptionally versatile due to their compact dimensions when folded up.
- ✓ Fitted with a safety relief valve to prevent overloading.
- ✓ All models are fitted with an extendable jib to increase reach.
- ✓ Special lowering valve in all models for safer and better control of descent.
- ✓ If the knob is released accidentally, the arm stops.



Model	4 / 3 / 2 / 1 Jib position
LARZEP	kg
DLR006	650 - 550 - 450 - 350
DLR010	1.000 - 900 - 800 - 700
DLR020	2.000 - 1.750 - 1.650 - 1.250

Capacity	Model	A	B	C	D	E	I	L	N	Weight
kg	LARZEP	mm	mm	mm	mm	mm	mm	mm	mm	kg
650	DLR006	1.580	1.480	1.300	960	112	2.200	820	530	83
1.000	DLR010	1.580	1.580	1.300	960	112	2.200	970	530	99
2.000	DLR020	1.740	1.920	1.610	1.200	150	2.460	1.080	700	175

DLR - F AUTOMOTIVE



LIFTING TABLES

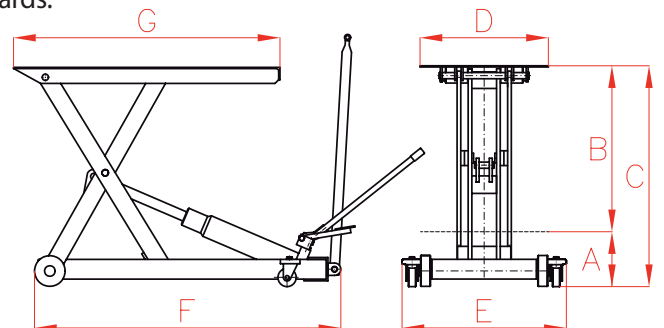
LIFTING TABLES



Type	F
Capacity	650 - 2.500 kg
Max. pressure	700 bar



- ✓ Single lift, from 650 to 2.500 kg lifting capacity.
- ✓ A foot pedal is fitted to advance the lifting table quickly to contact the load.
The operating handle is then used to lift the load.
- ✓ Special lowering valve for a safe and controlled movement. Overload safety relief valve.
- ✓ Operating handle facilitates easier operation.
- ✓ The table can be locked at different heights with safety pins.
- ✓ Polyamide duty swivel castors for easy manoeuvrability.
- ✓ The frame is in accordance with lifting table security standards.



Capacity	Model	A	B	C	D	E	F	G	Weight
kg	LARZEP	mm	mm	mm	mm	mm	mm	mm	kg
650	F00643	215	430	645	500	645	1.060	830	72
1.500	F01567	210	670	880	500	690	1.380	1.020	136
2.500	F02558	300	580	880	540	795	1.440	1.060	188

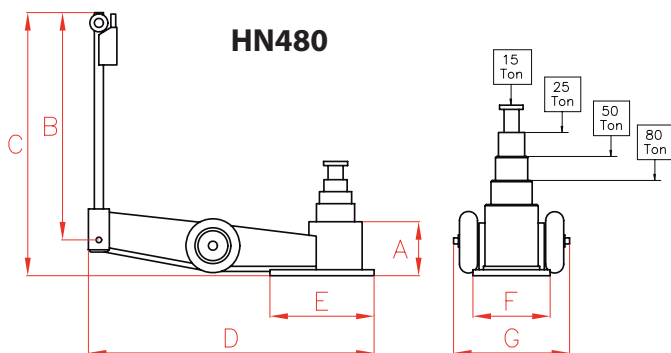
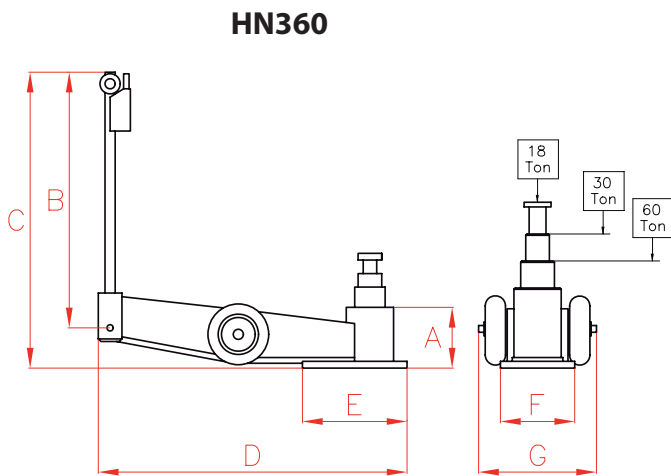
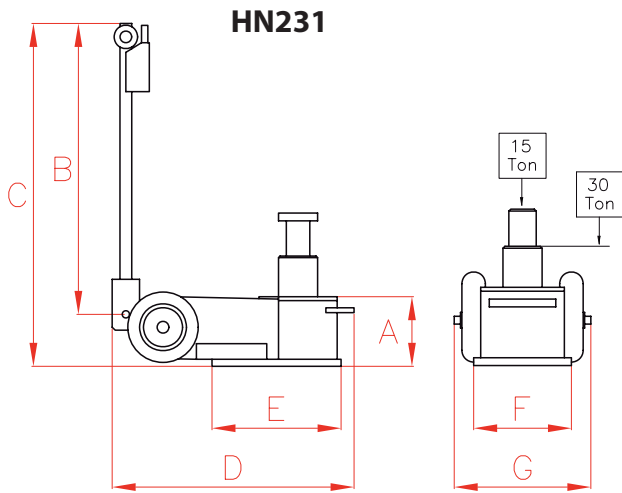
AIR SERVICE JACKS

- ✓ From 30 to 80 Tn.
- ✓ Telescopic models with two and three stages.
- ✓ Operated by an air/hydraulic pump. Air pressure required: 8 to 12 bar.
- ✓ Ram return is automatic. Constant and controlled speed under load, can be increased without load.
- ✓ Check valves guarantee load holding, even if an air or oil pipe is accidentally broken.
- ✓ Equipped with an overpressure safety valve as protection against overloading.
- ✓ Three-position handle can be lowered to place the jack under the load.
- ✓ A hardened serrated load saddle and extension pieces of 70 and 120 mm are supplied as standard.
- ✓ Easy to operate, with the control at the end of handle.

AIR SERVICE JACKS



Type	HN
Capacity	30 - 80 Tn
Max. pressure	8 - 12 bar



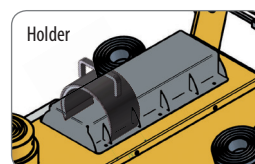
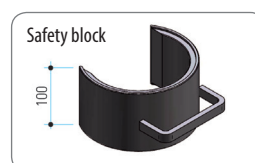
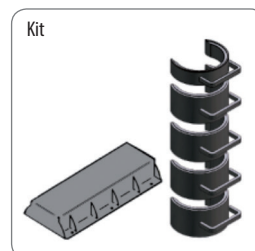
Easy to operate, with the controls at the end of the handle.



Extension pieces of 70 and 120 mm are supplied as standard.

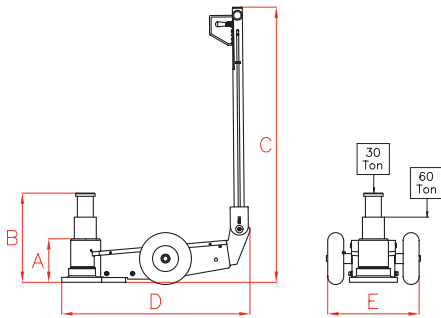
Capacity	Stroke	Model	A	B	C	D	E	F	G	Weight
Tn	mm	LARZEP	mm	mm	mm	mm	mm	mm	mm	kg
15/30	88+83	HN231	150	1.315	1.400	525	270	206	300	39
18/30/60	91+72+74	HN360	180	1.310	1.395	980	320	240	350	70
15/25/50/80	66+56+68+60	HN480	180	1.310	1.395	980	320	240	350	78

HIGH TONNAGE AIR SERVICE JACKS

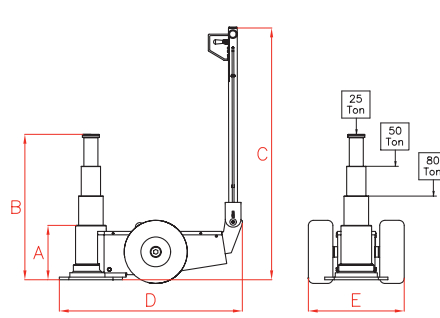


- ✓ From 60 to 150 Tn.
- ✓ Models with one stage and telescopic with two and three stages.
- ✓ Operated by an air/hydraulic pump. Air pressure required: 8 to 12 bar. Air inlet port: 1/2" BSP.
- ✓ Dual descent valve for greater control.
- ✓ Fitted with self sealing pneumatic tyres for easy manoeuvrability.
- ✓ Special hooks for transport.
- ✓ Automatic ram return. Constant and controlled speed under load, can be increased without load.
- ✓ Check valves guarantee load holding, even if an air or oil pipe is accidentally broken.
- ✓ Equipped with an overpressure safety valve as protection against overloading.
- ✓ Three-position handle can be lowered to place the jack under the load.
- ✓ Easy to operate, with the control at the end of the handle.
- ✓ Wide range of optional accessories: remote pendant, manual emergency pump, safety load blocks, safety block holder, safety blocks kit, extensions and extension holder.

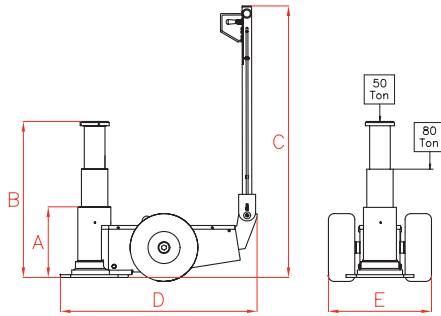
HL06022



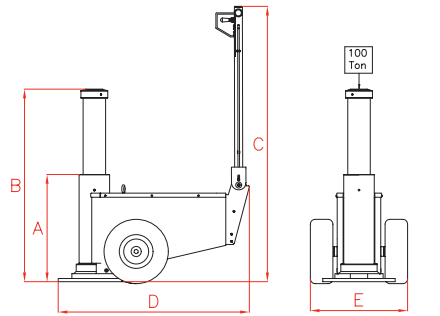
HL08052



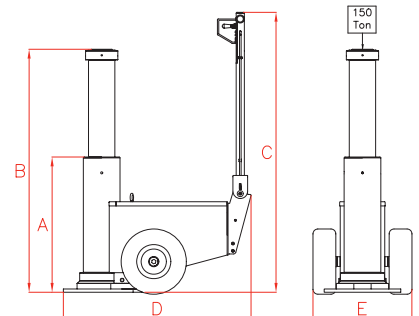
HL08042



HL10044



HL15055

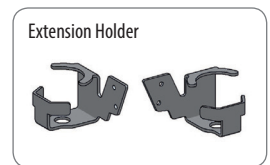



Type **HL**

Capacity **60 - 150 Tn**

Max. pressure **8 - 12 bar**

Capacity	Stroke	Model	A	B	C	D	E	Weight
Tn	mm	LARZEP	mm	mm	mm	mm	mm	kg
30/60	110+117	HL06022	220	447	1.385	940	460	93
50/80	196+222	HL08042	420	838	1.440	1.039	540	161
25/50/80	167+171+180	HL08052	341	859	1.440	1.040	540	143
100	445	HL10044	725	1.170	1.720	1.180	610	290
150	554	HL15055	900	1.454	1.720	1.250	620	385



ACCESSORIES (Optional)

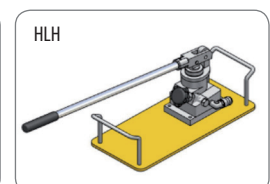
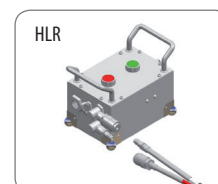
Model	Extension Holder		Extensions						
	Right	Left	10 mm	70 mm	120 mm	150 mm	200 mm	250 mm	300 mm
HL06022	-	-	HLE06001	HLE06007	HLE06012	-	-	-	-
HL08042	HLT080R	HLT080L	-	-	-	HLE08015	-	HLE08025	HLE08030
HL08052	HLT080R	HLT080L	-	-	-	HLE08015	-	HLE08025	HLE08030
HL10044	HLT150R	HLT150L	-	-	-	-	HLE15020	HLE15025	HLE15030
HL15055	HLT150R	HLT150L	-	-	-	-	HLE15020	HLE15025	HLE15030

*Safety blocks kit HLS100: HLB05017M + 3x HLB10017M + HLB10017F + HLC100

*Safety blocks kit HLS150: HLB05021M + 4x HLB10021M + HLB10021F + HLC150

Model	Safety Blocks				
	50mm M/F	100mm M/F	100mm F/F	Holder	Kit*
HL06022	-	-	-	-	-
HL08042	HLB05017M	HLB10017M	HLB10017F	HLC100	HLS100
HL08052	HLB05017M	HLB10017M	HLB10017F	HLC100	HLS100
HL10044	HLB05017M	HLB10017M	HLB10017F	HLC100	HLS100
HL15055	HLB05021M	HLB10021M	HLB10021F	HLC150	HLS150

Model	Remote Pendant	Manual Pump
All models	HLR	HLH



PIPE BENDERS



Type **VA - VB**

Capacity **1/2 - 3 inch**

Max. pressure **700 bar**

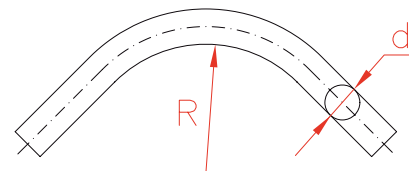
PIPE BENDERS



- ✓ Suitable for carrying out bending operations with plumbing pipes DIN 2440 and DIN2441.
- ✓ Pipe bending capacities of up to 2" and 3" NB.
- ✓ Maximum bending angle: 180°.
- ✓ Built-in pump models VA and VB.
- ✓ Equipped with a safety relief valve to prevent overpressure.
- ✓ Delivered in storage box.
- ✓ VB1527 model equipped with a tripod stand.

HYDRAULIC PIPE BENDERS

Pipe	Model	Capacity	Stroke	Tripod Stand	Weight
"	LARZEP	Tn	mm	*	kg
1/2" - 2"	VB1527	15	270	*	45
1/2" - 3"	VA2034	20	340	-	90



BENDING SHOES VB1527 (up to 2") and VA2034 (up to 3")

Nominal Bore	1/2"	3/4"	1"	1 1/4"	1 1/2"	2"	2 1/2"	3"
External diameter d (mm)	21,3	26,9	33,7	42,4	48,3	60,3	76,1	88,9
Maximum Wall Thickness (mm) Pipe DIN-2440	2,65	2,65	3,25	3,25	3,25	3,65	3,65	4,05
Maximum Wall Thickness (mm) Pipe DIN-2441	3,25	3,25	4,05	4,05	4,05	4,5	4,5	4,85
Bend Radius R (mm)	83	114	146	184	210	241	290	350

VA - VB AUTOMOTIVE



PRESSES



PRESSES



Type **EC - EE - EM -EZ**

Size **10 - 250 Tn**

Max. pressure **700 bar**



- ✔ Extremely sturdy frames, made from welded steel profiles, available as bench mount (EC series) and floor mounted H-Frame models.
- ✔ Models are available powered by hand pump, air/hydraulic pump or electric/hydraulic pump. CE versions are fitted with remote motor control.
- ✔ Table height is adjustable on floor mounted models, manually on 30 Tn, winch on 60 Tn and 120 Tn models and hydraulically from the main ram on 250 Tn models.
- ✔ V-blocks and a pressure gauge reading in tons are supplied as standard on all models.
- ✔ The hydraulic cylinder on the ECM and ECZ bench presses can be easily removed and used in other applications.
- ✔ On the 30 Tn EM and EZ presses, the hydraulic cylinder is equipped with a screw extension designed to minimise the pumping action required.
- ✔ The EM models incorporate a two-speed hand pump for quick approach of the piston to the work piece.



V-blocks and pressure gauge reading in tons are supplied as standard on all models.



Larzep designs and manufactures special presses upon request.

Capacity	Frame		E	H max.	Stroke	Model	Pump Type			
Tn	Bench Mount	Floor Mount	mm	mm	mm	LARZEP	Hand	Electric	Air	Model
10	*	-	350	352	130	ECM01113	*	-	-	W10707
	*	-	350	352	130	ECZ01113	-	-	*	Z12107
	*	-	350	352	130	ECE01113	-	*	-	HBM7224
	*	-	350	352	130	ECE01113-CE	-	*	-	HBM7224B
20	*	-	500	376	159	ECM02015	*	-	-	W10707
	*	-	500	376	159	ECZ02015	-	-	*	Z12107
	*	-	500	376	159	ECE02015	-	*	-	HBM7224
	*	-	500	376	159	ECE02015-CE	-	*	-	HBM7224B
30	-	*	500	930	95	EM03012	*	-	-	W00807
	-	*	500	930	95	EZ03012	-	-	*	Z12107
	-	*	500	930	160	EE03116	-	*	-	HBM7244
	-	*	500	930	160	EE03116-CE	-	*	-	HBM7244B
60	-	*	860	935	180	EM06018	*	-	-	W23007
	-	*	860	935	180	EZ06018	-	-	*	Z12107
	-	*	860	935	180	EE06018	-	*	-	HBM7244
	-	*	860	935	180	EE06018-CE	-	*	-	HBM7244B
120	-	*	880	910	180	EZ12018	-	-	*	Z24007
	-	*	880	910	180	EE12018	-	*	-	HBM7244
	-	*	880	910	180	EE12018-CE	-	*	-	HBM7244B
250	-	*	1.080	1.000	300	EE25030-CE	-	*	-	HBM5544B

Model	A	B	C	D	E	F	H min	H max.	I	K	M	N	O
LARZEP	mm	mm	mm	mm	mm	mm	mm	mm	mm	mm	mm	mm	mm
ECM01113	720	440	220	80	350	170	-	352	80	-	400	198	12
ECZ01113	720	440	220	80	350	170	-	352	80	-	400	198	12
ECE01113	720	440	220	80	350	170	-	352	80	-	400	198	12
ECE01113-CE	720	440	220	80	350	170	-	352	80	-	400	198	12
ECM02015	903	610	325	120	500	240	-	376	140	-	570	285	12
ECZ02015	903	610	325	120	500	240	-	376	140	-	570	285	12
ECE02015	903	610	325	120	500	240	-	376	140	-	570	285	12
ECE02015-CE	903	610	325	120	500	240	-	376	140	-	570	285	12
EM03012	1.780	698	650	125	500	245	30	930	140	120	280	150	27
EZ03012	1.780	698	650	125	500	245	30	930	140	-	280	150	27
EE03116	1.780	698	650	125	500	245	30	930	140	275	280	150	27
EE03116-CE	1.780	698	650	125	500	245	30	930	140	275	280	150	27
EM06018	1.960	1.150	800	205	860	385	110	935	260	150	237	165	41
EZ06018	1.960	1.150	800	205	860	385	110	935	260	-	237	165	41
EE06018	1.960	1.150	800	205	860	385	110	935	260	275	237	165	41
EE06018-CE	1.960	1.150	800	205	860	385	110	935	260	275	237	165	41
EZ12018	2.010	1.240	800	308	880	510	80	910	300	-	277	165	51
EE12018	2.010	1.240	800	308	880	510	80	910	300	275	277	165	51
EE12018-CE	2.010	1.240	800	308	880	510	80	910	300	275	277	165	51
EE25030-CE	2.256	1.640	1.000	318	1.080	486	100	1.000	487	-	130	225	80

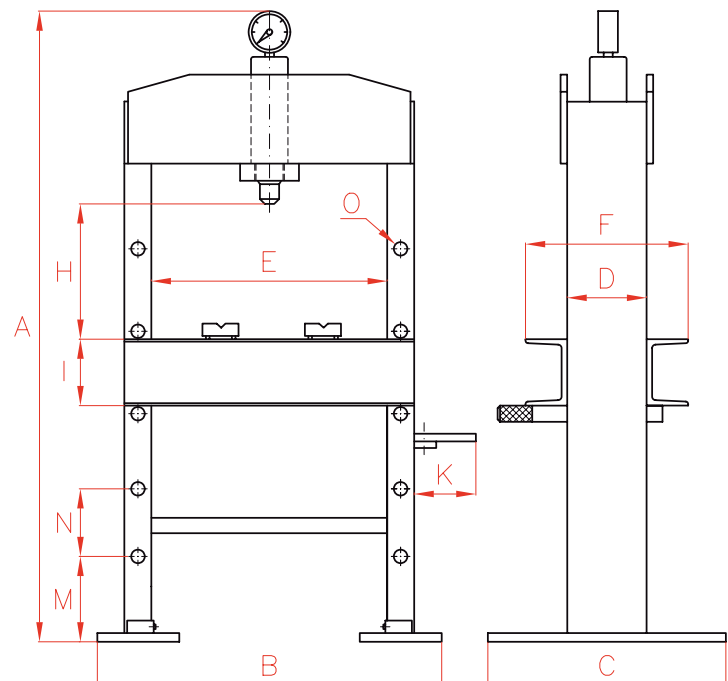
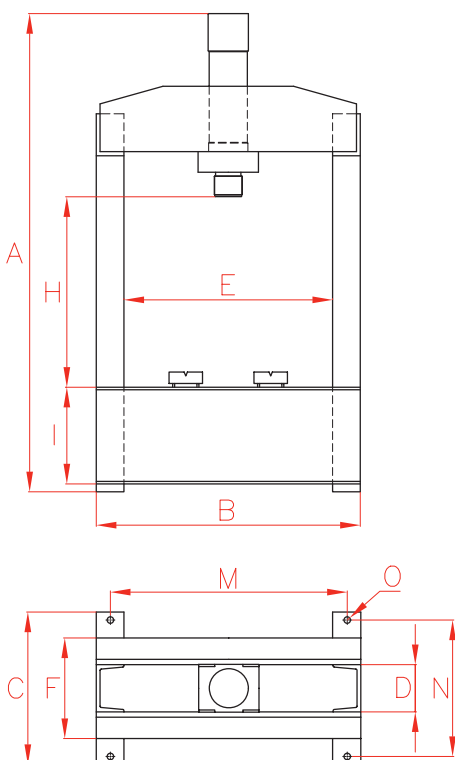


	Cylinder type				Oil Cap. cm ³	Advance speed*		Weight kg	Model
	S/A	D/A	Screw	Model		Fast	Slow		
*	-	-	-	KC01113	214	-	1,7	41	ECM01113
*	-	-	-	KC01113	214	-	1,8	42	ECZ01113
*	-	-	-	KC01113	214	31,0	5,8	75	ECE01113
*	-	-	-	KC01113	214	31,0	5,8	80	ECE01113-CE
*	-	-	-	SM02315	528	5,5	0,9	85	ECM02015
*	-	-	-	SM02315	528	-	1,2	90	ECZ02015
*	-	-	-	SM02315	528	21,0	3,9	150	ECE02015
*	-	-	-	SM02315	528	21,0	3,9	155	ECE02015-CE
*	-	65	-	SM03012	419	2,9	0,4	120	EM03012
*	-	65	-	SM03012	419	-	0,6	121	EZ03012
-	*	-	-	D03016	707	11,3	2,1	135	EE03116
-	*	-	-	D03016	707	11,3	2,1	140	EE03116-CE
*	-	-	-	SM06018	1.558	1,5	0,2	455	EM06018
*	-	-	-	SM06018	1.558	-	0,4	456	EZ06018
-	*	-	-	D06018	1.558	5,7	1,0	480	EE06018
-	*	-	-	D06018	1.558	5,7	1,0	485	EE06018-CE
-	*	-	-	D12018	3.180	-	0,2	720	EZ12018
-	*	-	-	D12018	3.180	2,8	0,5	750	EE12018
-	*	-	-	D12018	3.180	2,8	0,5	755	EE12018-CE
-	*	-	-	D25030	10.390	4,3	1,0	2.100	EE25030-CE

Advance speed
 * Hand Pump (mm/stroke)
 * Electric Pump (mm/sec.)
 * Air Pump (mm/sec.)

10 and 20 Tn PRESSES

30, 60, 120 and 250 Tn PRESSES



MAINTENANCE SET



- ✓ Made of a series of attachments that combined with the pump, cylinder and hose, enable configuration of specific tools designed for various operations such as pushing, separating, joining, lifting, compressing, stretching and fixing.
- ✓ 10 Tn model available.
- ✓ Supplied in a storage/transport case.



WARNING

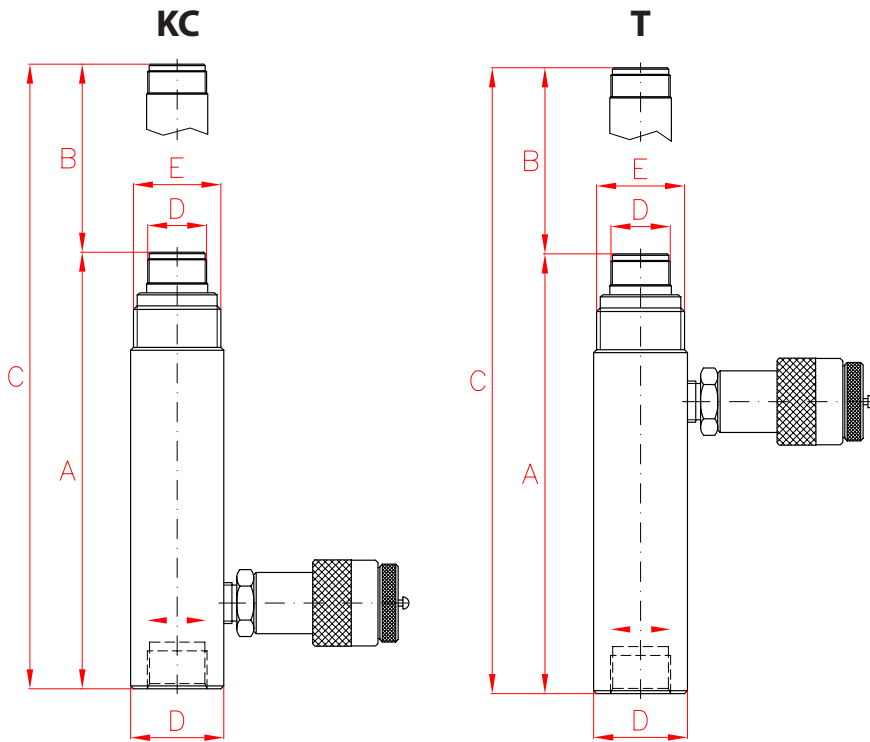
The cylinder provides the indicated nominal force, but as some attachments can induce cylinder side loading, the unit can only be used at 50% of its capacity, at a **MAXIMUM WORKING PRESSURE of 350 bar.**

Capacity	Model	A	B	C	D	E	R	Weight
Tn	LARZEP	mm	mm	mm	mm	mm	mm	kg
10	KC01014	332	135	467	60	M56x2	M42x2,5	4,5
5	T00514*	311	138	449	60	M56x2	M42x2,5	4,0

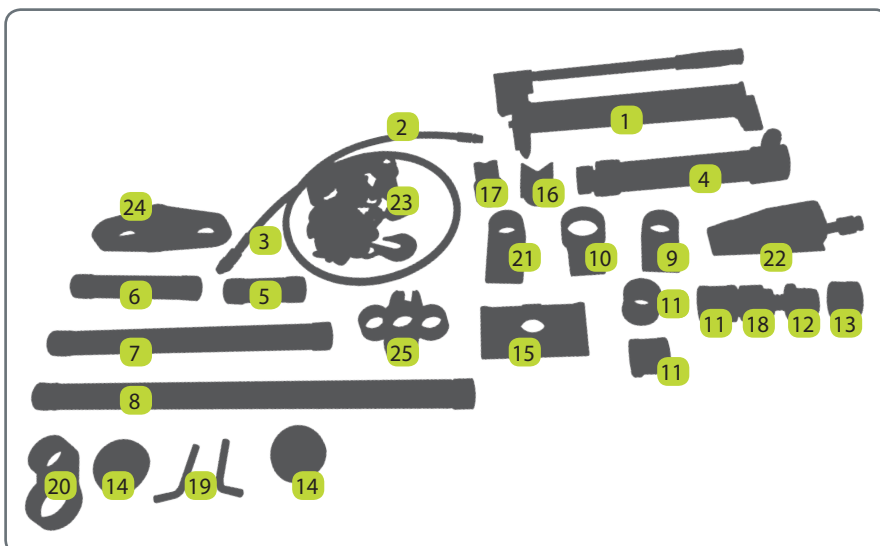
* Optional



Always read the safety instructions.



Available options	Model
Pulling cylinder*	T00514
Pressure gauge*	AV10006
Gauge adaptor*	AZ1502



MAINTENANCE SET



Type	CA
Capacity	10 Tn
Max. pressure	350 bar

No.	Description	Quantity
CA1014		
1	Pump W10407	1
2	Hose	1
3	Male quick coupler	1
4	Cylinder KC01014	1
5	Tube M 130 mm	1
6	Tube L 230 mm	1
7	Tube X 480 mm	1
8	Tube XL 700 mm	1
9	Collar toe ram	1
10	Collar toe plunger	1
11	Pipe coupling	3
12	Male connector	1
13	Saddle	1
14	Rubber head	2
15	Base	1
16	"V" Base	1
17	Wedge head	1
18	Slip-lock extension	1
19	Locking pin	2
20	Collar clamp head	1
21	Lock-on clamp toe	1
22	Spread cylinder CY0108	1
23	Chain	1
24	Single chain plate	1
25	Double chain plate	1
	Case	1
	Weight (kg)	50